

# View/Print Label

- 1. Print the label:** Select Print from the File menu in this browser window to print the label below.
- 2. Fold the printed label at the dotted line.** Place the label in a UPS Shipping Pouch. If you do not have a pouch, affix the folded label using clear plastic shipping tape over the entire label.

### 3. GETTING YOUR SHIPMENT TO UPS




#### Customers with a Daily Collection

- Your driver will collect your shipment(s) as usual.

#### Customers without a Daily Collection

- Take this package to any location of The UPS Store<sup>®</sup>, UPS Drop Box, UPS Customer Center, UPS Alliances (Office Depot<sup>®</sup> or Staples<sup>®</sup>) or an Authorised Shipping Outlet near you or visit [www.ups.com/content/us/en/index.jsx](http://www.ups.com/content/us/en/index.jsx) and select Drop Off.
- Air shipments (including Worldwide Express and Expedited) can be picked up or dropped off. To schedule a collection, or to find a drop-off location, select the Collection or Drop-off icon from the UPS tool bar.

FOLD HERE

<p>CARISA HENDRIX 5878893473 CARISA HENDRIX ONE BIGELOW SQ PITTSBURGH PA 15219</p> <p><b>SHIP TO:</b> CARLING 7022094804 JASON MARCELA 1613 WEST 680 NORTH <b>PLEASANT GROVE UT 84062</b></p>	<p><b>2 LBS</b> DWT: 12.9,4</p> <p><b>1 OF 1</b></p>	<p><b>UT 846 0-81</b></p> 	<p><b>UPS GROUND</b></p> <p>TRACKING #: 1Z U29 YT9 03 3121 4621</p> 	<p><b>BILLING: P/P</b></p>  <p>XOL 23.05.22    NV45 22.0A.05/2023*</p>
---	--	---	--	---